

## Product Catalogue

**Water pumps**  
for Home & Garden

2023



# THE ELPUMPS® PRODUCT FAMILY



Clean water pumps	6	8	Sump pumps
Dirty water pumps	10	12	Sewage pumps
High-pressure submersible pumps	14	16	Deep well pumps
Centrifugal pumps	18	20	Garden jet pumps
Automatic garden jet pumps	22	24	Domestic waterworks, 25 L
Automatic domestic waterworks, 25 L	26	28	Domestic waterworks, 50 L
Automatic domestic waterworks, 50 L	30	32	Accessories

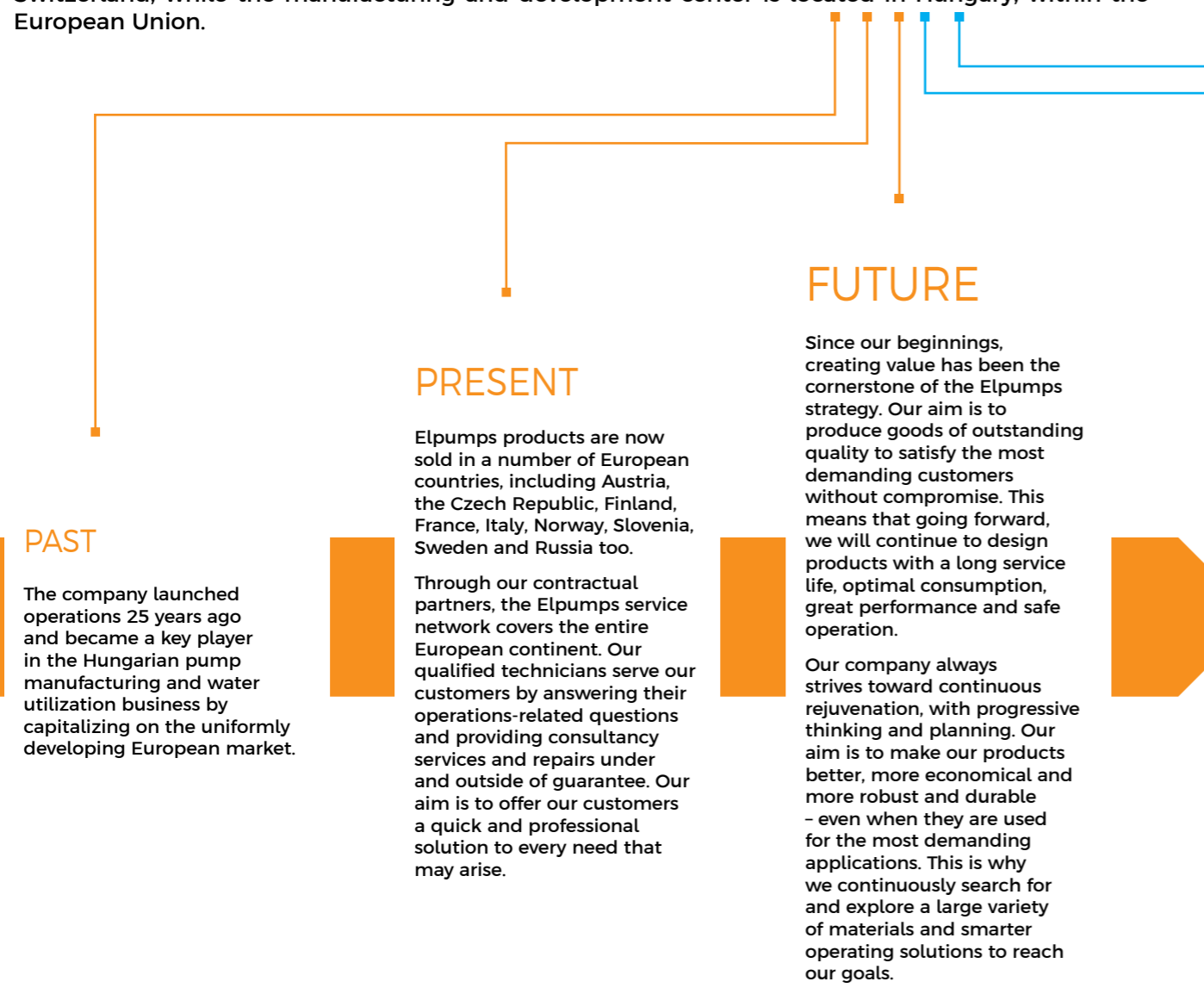


# ELPUMPS



## WHO ARE WE?

Elpumps is a European manufacturer of pumps that uses advanced technology to produce goods of the highest quality. Started as a family firm, the parent company was founded almost three decades ago by the current owners. Thanks to rapid and stable growth, it grew into an international corporation by the start of the 2000s. The Elpumps international headquarters is situated in Switzerland, while the manufacturing and development center is located in Hungary, within the European Union.



### PAST

The company launched operations 25 years ago and became a key player in the Hungarian pump manufacturing and water utilization business by capitalizing on the uniformly developing European market.

### PRESENT

Elpumps products are now sold in a number of European countries, including Austria, the Czech Republic, Finland, France, Italy, Norway, Slovenia, Sweden and Russia too.

Through our contractual partners, the Elpumps service network covers the entire European continent. Our qualified technicians serve our customers by answering their operations-related questions and providing consultancy services and repairs under and outside of guarantee. Our aim is to offer our customers a quick and professional solution to every need that may arise.

### FUTURE

Since our beginnings, creating value has been the cornerstone of the Elpumps strategy. Our aim is to produce goods of outstanding quality to satisfy the most demanding customers without compromise. This means that going forward, we will continue to design products with a long service life, optimal consumption, great performance and safe operation.

Our company always strives toward continuous rejuvenation, with progressive thinking and planning. Our aim is to make our products better, more economical and more robust and durable - even when they are used for the most demanding applications. This is why we continuously search for and explore a large variety of materials and smarter operating solutions to reach our goals.

## INNOVATION

The key objective of our research division is to continuously modernize and develop the Elpumps product portfolio by utilizing new technologies and modern materials with better specifications.

However, the basic operating principles of pump manufacturing have long remained constant. That means that our products already use proven and reliable technologies, and only need improvements to provide more efficient and convenient operations and a higher level of performance.

Our customers can order our products quickly and securely from the comfort of their own home. We launched our manufacturer's webshop in 2017 in response to increasing demand for our products and positive feedback from satisfied clients. We aim to build on our shared success and make the webshop available in a number of European countries so our customers can purchase our high-quality products directly from the manufacturer and enjoy the best available prices.

To ensure quick and reliable delivery, we only work with well-respected, professional logistics partners in every country where we operate.

## PARTNERS

To provide solutions for our customers' needs and to make our quality products available in more and more countries, we have formed partnerships with a number of local distributors. Thanks to our solid reputation, our network of retail and wholesale partners is growing.

Our successful partnerships are based on shared values, a thorough knowledge of local needs, and our high-quality products and services.



# SUBMERSIBLE PUMPS

## FOR CLEAN AND DIRTY WATER

CT 3274 W | CT 4274 W | CT 3674

Elpumps submersible pumps for clean and slightly dirty water are renowned for their high efficiency, low long-term costs and high operating reliability, making them ideal for a wide variety of applications. The Elpumps CT series offers high resistance to suspended solids, thermal overload protection and easy maintenance. The pumps can even be fully submerged up to 5 meters for efficient water removal, pumping clean water at low pressure with a flow rate of up to 15,000 liters/hour thanks to their powerful 600W / 800W motors.

### STRUCTURE

The pump motor casing and shaft are composed of INOX stainless steel, and the impeller and other structural elements are made of high-grade, corrosion-proof NORYL PPO polymer. The shaft is jointly sealed with a spring-loaded seal ring (gasket) and a modern slide-ring axial seal.

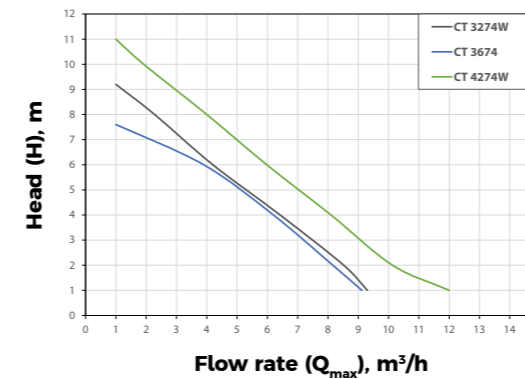


### FEATURES AND BENEFITS

- Powerful 600W / 800W motor
- Flow rate of up to 15,000 liters/hour
- Maximum immersion depth of 5 meters
- Maximum delivery head of up to 12 meters
- Durable, non-corrosive, rust-proof materials
- The pre-filter screens solid pieces of up to 5 mm
- Drawing water from even 5 mm off the bottom
- Integrated float switch, auto start/stop function
- Fitted with 10-meter H05 RN-F 3G 0.75 mm<sup>2</sup> cable
- Thermal overload protection
- 2-year guarantee

### APPLICATION

- Automatic pumping of clean water from wells, tanks or reservoirs
- Flood irrigation in greenhouses, horticulture and small-scale agriculture
- Water supply for livestock farming
- Emergency draining of slightly dirty water from flooded areas or rooms
- Lowering groundwater
- Rainwater harvesting
- Emptying of pools, ponds, sumps, flooded cellars, flat roofs and boat bilges



	CT 3274 W	CT 4274 W	CT 3674
Maximum power input	600W	800W	600W
Voltage / Frequency	230 V / 50 Hz	230 V / 50 Hz	230 V / 50 Hz
Maximum immersion depth	5 m	5 m	5 m
Maximum flow rate	10 m <sup>3</sup> /h	15 m <sup>3</sup> /h	10.8 m <sup>3</sup> /h
Maximum delivery head	10 m	12 m	8 m
Discharge port diameter	1 ¼"	1 ¼"	1 ¼"
Maximum delivery temperature	35 °C	35 °C	35 °C
Power cable type	H05 RN-F 3G 0.75 mm <sup>2</sup>	H05 RN-F 3G 0.75 mm <sup>2</sup>	H05 RN-F 3G 0.75 mm <sup>2</sup>
Power cable length	10 m	10 m	10 m
Gross weight	5 kg	5.5 kg	5 kg
Package dimensions	210 x 170 x 350 mm	210 x 170 x 350 mm	210 x 170 x 350 mm

**NEW**

# SUBMERSIBLE PUMPS

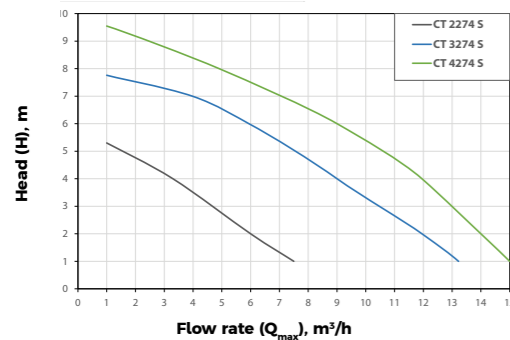
## FOR SEWAGE

CT 2274 S CT 3274 S CT 3274 VF CT 4274 S CT 4274 VF

Elpumps submersible pumps for dirty water are renowned for their high efficiency, low long-term costs and high operating reliability, making them ideal for a wide variety of applications. Elpumps CT series water pumps for sewage offer high resistance to suspended solids, thermal overload protection and easy maintenance. The pumps can be fully submerged up to 5 meters for efficient water removal, pumping clean water at low pressure with a flow rate of up to 16,000 liters/hour thanks to the powerful 450W / 650W / 850W motors.

### APPLICATION

- Reliable pumping of sewage with dirt particles up to 30 mm in size
- Draining of slightly dirty water from construction sites
- Automatic draining of dirty water and sewage from cesspools, wells, tanks or reservoirs
- Flood irrigation in greenhouses, horticulture and small-scale agriculture
- Water supply for livestock farming
- Emergency draining of flooded areas or rooms
- Lowering groundwater
- Rainwater harvesting
- Emptying of pools, ponds, sumps and flooded cellars



### STRUCTURE

The pump motor casing and shaft are composed of INOX stainless steel, and the impeller and other structural elements are made of high-grade, corrosion-proof NORYL PPO polymer. The shaft is jointly sealed with a spring-loaded seal ring (gasket) and a modern slide-ring axial seal.



### FEATURES AND BENEFITS

- Powerful 450W / 650W / 850W motor
- Flow rate of up to 16,000 liters/hour
- Maximum immersion depth of 5 meters
- Maximum delivery head of up to 10 meters
- Durable, non-corrosive, rust-proof materials
- Able to pass solids of up to 30 mm in diameter
- Integrated float switch, auto start/stop function
- Fitted with 10-meter H05 RN-F 3G 0.75 mm² cable
- Thermal overload protection
- 2-year guarantee



	CT 2274 S	CT 3274 S	CT 3274 VF	CT 4274 S	CT 4274 VF
Maximum power input	450W	650W	650W	850W	850W
Voltage / Frequency	230 V / 50 Hz	230 V / 50 Hz	230 V / 50 Hz	230 V / 50 Hz	230 V / 50 Hz
Maximum immersion depth	5 m	5 m	5 m	5 m	5 m
Maximum flow rate	9 m³/h	14 m³/h	14 m³/h	16 m³/h	16 m³/h
Maximum delivery head	6 m	8 m	8 m	10 m	10 m
Discharge port diameter	1 ¼"	1 ¼"	1 ¼"	1 ¼"	1 ¼"
Maximum delivery temperature	35 °C	35 °C	35 °C	35 °C	35 °C
Maximum grain size	20 mm	30 mm	30 mm	30 mm	30 mm
Power cable type	H05 RN-F 3G 0.75 mm²	H05 RN-F 3G 0.75 mm²	H05 RN-F 3G 0.75 mm²	H05 RN-F 3G 0.75 mm²	H05 RN-F 3G 0.75 mm²
Power cable length	10 m	10 m	10 m	10 m	10 m
Gross weight	4.5 kg	5 kg	5 kg	5.5 kg	5.5 kg
Package dimensions	210 x 170 x 350 mm	210 x 170 x 350 mm	210 x 170 x 350 mm	210 x 170 x 350 mm	210 x 170 x 350 mm

**NEW**

# FREE-FLOW (VORTEX)

## SUBMERSIBLE PUMPS FOR SEWAGE

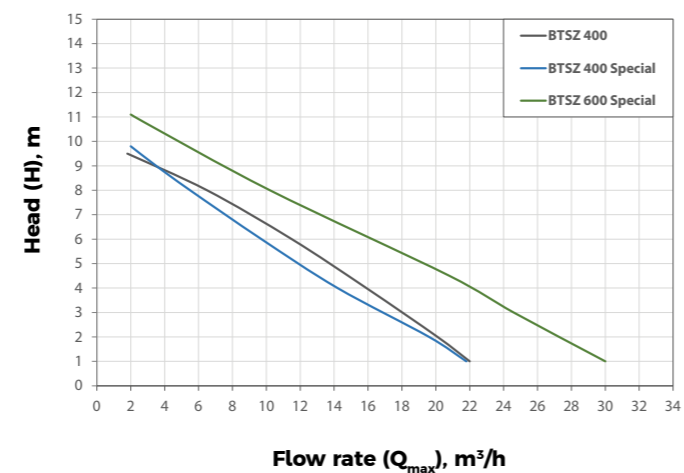
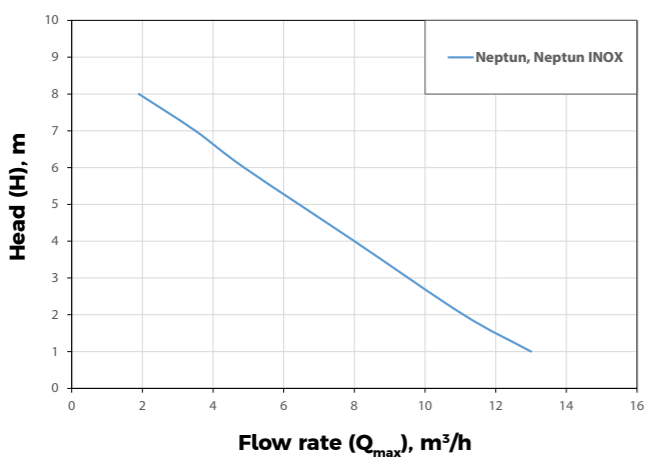
NEPTUN | NEPTUN INOX | BTSZ 400 | BTSZ 400 VERTICAL | BTSZ 600 VERTICAL

Elpumps free-flow (Vortex) submersible pumps provide a free flow-through passage of solids and liquids, minimizing the risk of jamming and low performance. Tough, durable, corrosion-proof materials make these pumps ideal for a wide range of dirty water pumping applications. Each pump is fitted with a low-consumption electric motor with overload protection and a float switch for automatic water level control.

Stylish design, improved technology and innovative materials are the main features behind the new Elpumps NEPTUN free-flow (Vortex) pumps, engineered for easy use and extreme reliability. As the Vortex system allows dirty water drainage without fear of the impeller clogging, Elpumps NEPTUN water pumps can be used for domestic and industrial applications where the water, such as groundwater, sewage water or other types of surface water, contains suspended solids of up to 30 mm.

### STRUCTURE

The pump motor casing and shaft are composed of INOX stainless steel, the hydraulic case is constructed of cast iron or INOX steel, and the impeller is made of high-grade, corrosion-proof NORYL PPO polymer, gray cast iron or INOX steel. The shaft is jointly sealed with a spring-loaded seal ring (gasket) and a modern slide-ring axial seal.



### APPLICATION

- Reliable pumping of sewage with dirt particles up to 35 mm in size
- Draining of slightly dirty water from construction sites
- Automatic draining of dirty water from cesspools, wells, tanks or reservoirs
- Flood irrigation in greenhouses, horticulture and small-scale agriculture
- Water supply for livestock farming
- Emergency draining of flooded areas or rooms
- Lowering groundwater
- Rainwater harvesting
- Emptying of pools, ponds, sumps and flooded cellars

### FEATURES AND BENEFITS

- Powerful 800W / 1200W / 1600W motor
- Flow rate of up to 32,000 liters/hour
- Maximum immersion depth of 5 meters
- Maximum delivery head of up to 12 meters
- Durable, non-corrosive, rust-proof materials
- Able to pass solids of up to 35 mm in diameter
- Integrated float switch, auto start/stop function
- Fitted with 10-meter H07 RN-F 3G 0.75/1 mm² cable
- Thermal overload protection
- Light weight and compact size (5,5 kg)
- 2-year guarantee



	NEPTUN	NEPTUN INOX	BTSZ 400	BTSZ 400 VERTICAL	BTSZ 600 VERTICAL
Maximum power input	800W	800W	1200W	1200W	1800W
Voltage / Frequency	230 V / 50 Hz	230 V / 50 Hz	230 V / 50 Hz	230 V / 50 Hz	230 V / 50 Hz
Maximum immersion depth	5 m	5 m	5 m	5 m	5 m
Maximum flow rate	15 m³/h	15 m³/h	24 m³/h	25 m³/h	36 m³/h
Maximum delivery head	9 m	9 m	10 m	11 m	12 m
Discharge port diameter	1 ¼"	1 ¼"	1 ½"	1 ½"	2"
Max. delivery temperature	35 °C	35 °C	35 °C	35 °C	35 °C
Maximum grain size	30 mm	30 mm	35 mm	35 mm	35 mm
Power cable type	H07 RN-F 3g 1 mm²	H07 RN-F 3G 0.75mm²	H07 RN-F 3G 1 mm²	H07 RN-F 3G 1 mm²	H07 RN-F 3G 1 mm²
Power cable length	10 m	10 m	10 m	10 m	10 m
Gross weight	8 kg	5.5 kg	13 kg	15 kg	17 kg
Package dimensions	205 x 170 x 385 mm	205 x 170 x 385 mm	225 x 190 x 450 mm	245 x 210 x 500 mm	245 x 210 x 500 mm

**NEW**

# SUBMERSIBLE CUTTER PUMPS FOR SEWAGE

BT 4877 K	BT 4877 K INOX	BT 4877 K VERTICAL
BT 6877 K	BT 6877 K INOX	BT 6877 K VERTICAL

Elpumps submersible cutter pumps for sewage are engineered for maximum reliability and efficiency. The Elpumps BT series is specifically designed for a range of dewatering, drainage and wastewater applications, where solids have to be cut into small particles to enable the liquid to move smoothly and minimize the clogging that may occur with regular pumps. Elpumps cutter pumps can handle waste solids of up to 30 mm and feature automatic shutdown when the water level drops, as well as thermal overload protection. For additional protection, Elpumps cutter pumps are equipped with a residual-current device that instantly breaks the electric circuit when the impeller becomes clogged to prevent serious damage to the motor.

## STRUCTURE

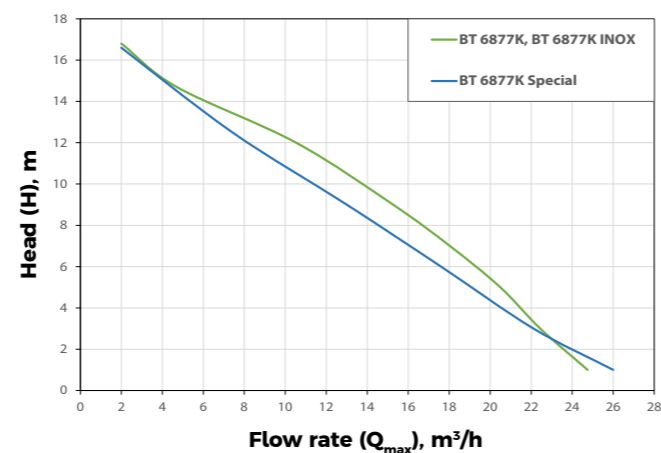
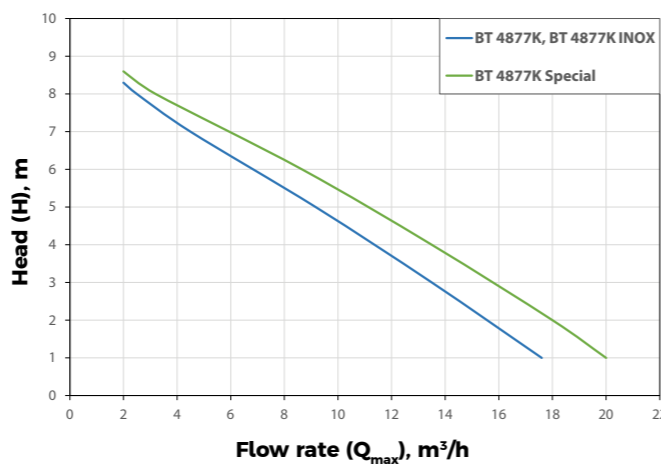
The Elpumps submersible cutter pump casing and shaft are composed of INOX stainless steel, with excellent resistance to aggressive sewage waters. The engine cover is made of corrosion-proof plastic or INOX steel, and the hydraulic case and impeller are made of cast iron. The shaft is sealed with a modern ceramic-silicon axial seal. The durable materials ensure reliable and efficient operation and the long life of the pump.

## APPLICATION

- Pumping of sewage with small solid particles or organic waste, where grinding is necessary
- Reliable pumping of sewage with dirt particles up to 30 mm in size
- Draining of slightly dirty water from construction sites
- Automatic draining of dirty water from cesspools, wells, tanks or reservoirs

## FEATURES AND BENEFITS

- Powerful 900W / 1800W motor
- Flow rate of up to 28,000 liters/hour
- Maximum immersion depth of 5 meters
- Maximum delivery head of up to 18 meters
- Durable, non-corrosive, rust-proof materials
- Able to pass solids of up to 30 mm in diameter
- Integrated float switch, auto start/stop function
- Fitted with 10-meter H07 RN-F 3G 1 mm<sup>2</sup> cable
- Thermal overload protection
- 2-year guarantee



	BT 4877 K	BT 4877 K INOX	BT 4877 K VERTICAL	BT 6877 K	BT 6877 K INOX	BT 6877 K VERTICAL
Maximum power input	900W	900W	900W	1600W	1600W	1800W
Voltage / Frequency	230 V / 50 Hz	230 V / 50 Hz	230 V / 50 Hz	230 V / 50 Hz	230 V / 50 Hz	230 V / 50 Hz
Maximum immersion depth	5 m	5 m	5 m	5 m	5 m	5 m
Maximum flow rate	20 m <sup>3</sup> /h	20 m <sup>3</sup> /h	24 m <sup>3</sup> /h	26 m <sup>3</sup> /h	26 m <sup>3</sup> /h	28 m <sup>3</sup> /h
Maximum delivery head	10 m	10 m	10 m	18 m	18 m	18 m
Discharge port diameter	1 ¼"	1 ¼"	1 ½"	1 ¼"	1 ¼"	1 ½"
Maximum delivery temperature	35 °C	35 °C	35 °C	35 °C	35 °C	35 °C
Power cable type	H07 RN-F 3G 1 mm <sup>2</sup>	H07 RN-F 3G 1 mm <sup>2</sup>	H07 RN-F 3G 1 mm <sup>2</sup>	H07 RN-F 3G 1 mm <sup>2</sup>	H07 RN-F 3G 1 mm <sup>2</sup>	H07 RN-F 3G 1 mm <sup>2</sup>
Power cable length	10 m	10 m	10 m	10 m	10 m	10 m
Gross weight	11 kg	11 kg	11 kg	15 kg	15 kg	15 kg
Package dimensions	225 x 190 x 450 mm	225 x 190 x 450 mm	225 x 190 x 450 mm	225 x 190 x 450 mm	225 x 190 x 450 mm	225 x 190 x 450 mm



**NEW**

# SUBMERSIBLE DEEP-WELL PUMPS

## FOR CLEAN WATER

MULTI DRAIN 5600/34 | MULTI DRAIN 5600/54

The Multi Drain series incorporates Elpumps' highest hydraulic performance submersible deep-well pumps, built to deliver optimum performance during periods of high demand.

Characterized by a robust build, a powerful 900W / 1200W motor, 3-5 high-performance impellers and a delivery head of up to 54 m, Multi Drain pumps are perfect for all kinds of deep-well drainage tasks. The tough, durable, corrosion-proof materials offer high resistance to suspended solids. Multi Drain pumps are fitted with an integrated automatic float switch and have a low-consumption electric motor with thermal overload protection.

Ideal for pumping clean water from bored wells, irrigating gardens and green areas by flooding or sprinkler and for dewatering flooded areas, pools, fountains and hobby applications in general, Elpumps Multi Drain pumps are perfect for both domestic and light commercial use.



### STRUCTURE

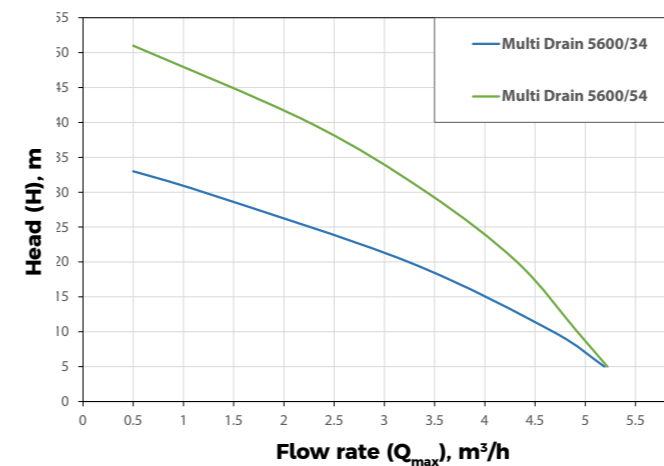
The pump motor casing and shaft are composed of INOX stainless steel, the hydraulic case is constructed of cast iron, and the impellers are made of high-grade, corrosion-proof NORYL PPO polymer. The shaft is jointly sealed with a spring-loaded seal ring (gasket) and a modern slide-ring axial seal.

### APPLICATION

- Automatic water pumping from bored wells, tanks or reservoirs
- Delivering clean water to operate high-pressure garden irrigation systems
- Irrigation in greenhouses, horticulture and small-scale agriculture
- Flood irrigation for gardens
- Water supply for livestock farming
- Lowering groundwater
- Rainwater harvesting
- Emptying of pools, ponds and flooded cellars

### FEATURES AND BENEFITS

- Powerful 900W / 1200W motor
- Equipped with 3 or 5 impellers
- Maximum immersion depth of 20 meters
- Maximum delivery head of up to 54 meters
- Professional IPX8 waterproof sealing
- Class I. electric shock protection
- Durable, non-corrosive, rust-proof materials
- Integrated float switch, auto start/stop function
- Fitted with 20-meter H07 RN-F 3G 1 mm<sup>2</sup> cable
- Thermal overload protection
- 2-year guarantee



	MULTI DRAIN 5600/34	MULTI DRAIN 5600/54
Maximum power input	900W	1200W
Voltage / Frequency	230 V / 50 Hz	230 V / 50 Hz
Maximum immersion depth	5 m	5 m
Maximum flow rate	5.6 m³/h	5.6 m³/h
Maximum delivery head	34 m	54 m
Discharge port diameter	1"	1"
Number of impellers	3	5
Total suspended solids	20 g/m³	20 g/m³
Maximum delivery temperature	35 °C	35 °C
Power cable type	H07 RN-F 3G 1 mm <sup>2</sup>	H07 RN-F 3G 1 mm <sup>2</sup>
Power cable length	20 m	20 m
Gross weight	10.5 kg	12 kg
Package dimensions	225 x 190 x 490 mm	225 x 190 x 490 mm



# SUBMERSIBLE DEEP-WELL TUBE PUMPS FOR CLEAN WATER

BP 1/4 ProLine | BP 3/3 ProLine | BP 10/4 ProLine | BP 14/4 ProLine | BP 18/3 ProLine | BP 19/4 ProLine

Elpumps BP series high-quality, submersible deep-well tube pumps cover a wide range of domestic and agricultural applications where efficient water pumping from great depths is required for water supply or irrigation purposes and also offer a solution to reduce water shortage problems in remote areas with special climatic or geographic conditions.

The BP series is made with a high-grade INOX stainless steel casing to ensure efficient corrosion resistance and long product life in even the most demanding environments. If connected with a pressure tank, the submersible tube pumps can also operate as domestic waterworks.

## STRUCTURE

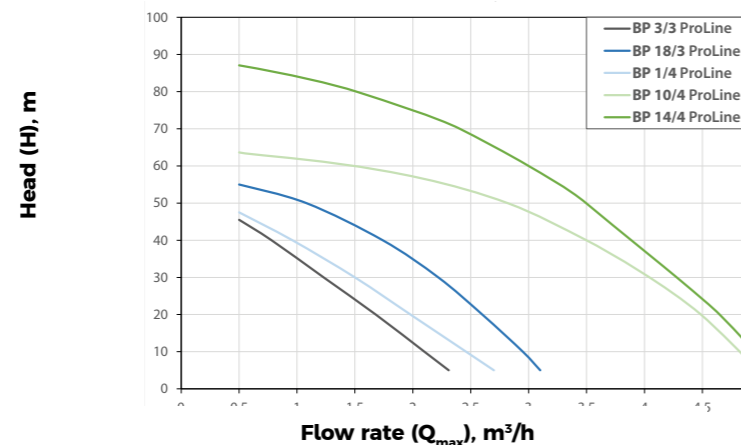
Elpumps submersible deep-well tube pumps consist of two main parts, the motor at the bottom and the pump unit on top. The structure allows for quick and easy repair or maintenance as the two units can be disassembled by loosening the screws without difficulty or effort. The reliable long-term operation of the pumps is guaranteed by a motor of up to 1600W, the INOX stainless steel casing with IPX8 waterproof seal, and the 1-18 bronze or high-grade, corrosion-proof NORYL PPO polymer impellers.

## FEATURES AND BENEFITS

- Powerful 1000W-1600W motor
- Maximum immersion depth of 10 meters
- Maximum delivery head of up to 120 meters
- 3" or 4" diameter
- Professional IPX8 waterproof sealing
- Class I. electric shock protection
- Durable, non-corrosive, rust-proof materials
- Fitted with 20-meter H07 RN-F 4G 1 mm<sup>2</sup> cable
- Thermal overload protection
- 2-year guarantee

## APPLICATION

- Automatic water pumping from deep levels
- Water supply in remote areas with special conditions
- Delivering clean water to operate high-pressure garden irrigation systems
- Creating pressure in water supply systems for small buildings
- Irrigation in greenhouses, horticulture and small-scale agriculture
- Flood irrigation for gardens
- Water supply for livestock farming
- Lowering groundwater



	BP 1/4 ProLine	BP 3/3 ProLine	BP 10/4 ProLine	BP 14/4 ProLine	BP 18/3 ProLine	BP 19/4 ProLine
Maximum power input	1300W	1100W	1100W	1400W	1000W	1600W
Voltage / Frequency	230 V / 50 Hz	230 V / 50 Hz	230 V / 50 Hz	230 V / 50 Hz	230 V / 50 Hz	230 V / 50 Hz
Maximum immersion depth	10 m	10 m	10 m	10 m	10 m	10 m
Maximum flow rate	3 m <sup>3</sup> /h	2.5 m <sup>3</sup> /h	5.2 m <sup>3</sup> /h	5.2 m <sup>3</sup> /h	3.3 m <sup>3</sup> /h	6 m <sup>3</sup> /h
Maximum delivery head	55 m	57 m	65 m	90 m	60 m	120 m
Discharge port diameter	1"	1"	1 1/4"	1 1/4"	1"	1 1/4"
Pump diameter	4"	3"	4"	4"	3"	4"
Number of impellers	1	3	10	14	18	19
Total suspended solids	20 g/m <sup>3</sup>	20 g/m <sup>3</sup>	20 g/m <sup>3</sup>	20 g/m <sup>3</sup>	20 g/m <sup>3</sup>	20 g/m <sup>3</sup>
Maximum delivery temperature	35 °C	35 °C	35 °C	35 °C	35 °C	35 °C
Power cable type	H07 RN-F 4G 1 mm <sup>2</sup>	H07 RN-F 4G 1 mm <sup>2</sup>	H07 RN-F 4G 1 mm <sup>2</sup>	H07 RN-F 4G 1 mm <sup>2</sup>	H07 RN-F 4G 1 mm <sup>2</sup>	H07 RN-F 4G 1 mm <sup>2</sup>
Power cable length	20 m	20 m	20 m	20 m	20 m	20 m
Gross weight	14 kg	11 kg	16 kg	17 kg	13 kg	18 kg
Package dimensions	235x 170 x 530 mm	170 x 115 x 650 mm	225 x 170 x 1050 mm	225 x 170 x 1050 mm	165 x 105 x 1190 mm	250 x 190 x 1300 mm

# CENTRIFUGAL PUMPS

## FOR WATER AND OTHER LIQUIDS

PP 60 | PP 80

Elpumps PP series centrifugal pumps can be used to deliver clean water or other liquids, for example oil, at high pressure. Centrifugal pumps also allow for convenient and safe irrigation with sprinklers, nozzles and a range of other domestic or gardening applications. Elpumps centrifugal pumps are made of durable, corrosion-proof materials, guaranteeing energy-efficient and quiet operation with high performance and improved reliability.

### APPLICATION

- Automatic pumping of clean water from wells, pumping of oil from tanks
- Irrigation in greenhouses, horticulture and small-scale agriculture
- Water supply for livestock farming

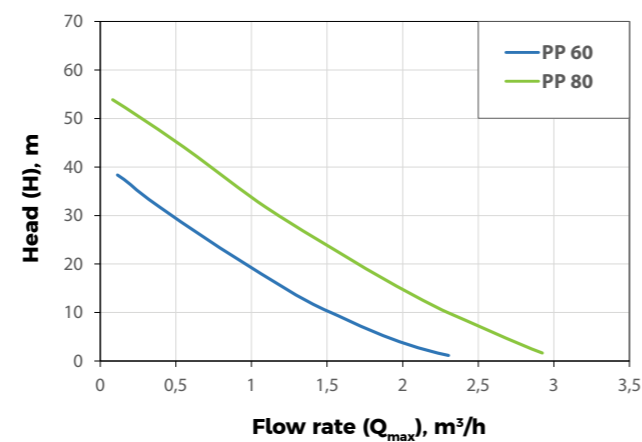


### STRUCTURE

The internal structural elements within the centrifugal pumps are composed of high-grade, corrosion-proof materials. The impeller is made of cavitation-resistant bronze, the pump casing is made of cast iron. The shaft is sealed with a modern carbon-ceramic mechanical seal.

### FEATURES AND BENEFITS

- Powerful 550W-900W motor
- Maximum delivery head of up to 55 m
- Durable, non-corrosive, rust-proof materials
- Fitted with 1-meter H07 RN-F 3G 1 mm<sup>2</sup> cable
- Thermal overload protection
- 2-year guarantee



	PP 60	PP 80
Maximum power input	550W	900W
Voltage / Frequency	230 V / 50 Hz	230 V / 50 Hz
Maximum flow rate	2.3 m <sup>3</sup> /h	3.0 m <sup>3</sup> /h
Maximum delivery head	40 m	55 m
Maximum suction head	8 m	8 m
Intake / discharge port diameter	1"	1"
Total suspended solids	20 g/m <sup>3</sup>	20 g/m <sup>3</sup>
Maximum delivery temperature	35 °C	35 °C
Power cable type	H07 RN-F 3G 1 mm <sup>2</sup>	H07 RN-F 3G 1 mm <sup>2</sup>
Power cable length	1 m	1 m
Gross weight	6 kg	7 kg
Package dimensions	265 x 190 x 190 mm	300 x 205 x 210 mm

**NEW**

# GARDEN JET PUMPS

FOR CLEAN WATER

JPV 600 INOX | JPV 800 | JPV 900 | JPV 1300

JPV 1300 B | JPV 1300 INOX | JPV 1300 MultiJet | JPV 1500 | JPV 1500 B | JPV 1500 INOX | JPV 2000 B

Elpumps JPV series garden jet pumps can be used to deliver clean water at high pressure, allowing for convenient and safe irrigation with sprinklers, nozzles and a range of other domestic or gardening applications. Elpumps garden jet pumps are made of durable, corrosion-proof materials and are available with an INOX stainless steel casing, INOX steel impeller and integrated water filter, guaranteeing energy-efficient and quiet operation with high performance and improved reliability. The jet pumps may not be used with saltwater, or aggressive or easily combustible substances, or liquids for human consumption besides water.

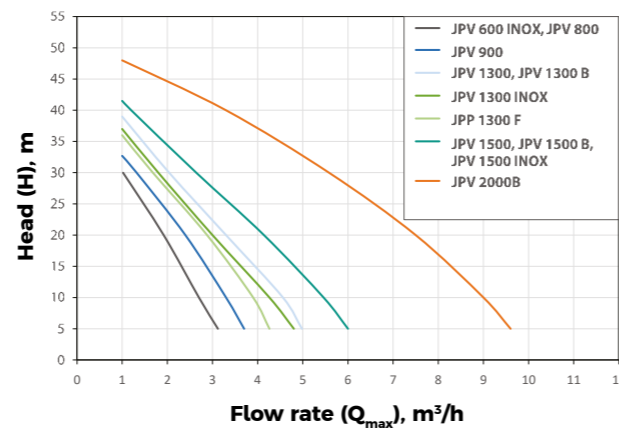


## APPLICATION

- Automatic pumping of clean water from wells, tanks or reservoirs
- Delivering clean water to operate high-pressure garden irrigation systems
- Creating pressure in water supply systems for small buildings
- Irrigation in greenhouses, horticulture and small-scale agriculture
- Water supply for livestock farming

## STRUCTURE

The internal structural elements within the jet pumps are composed of high-grade, corrosion-proof and cavitation-resistant NORYL PPO polymer or INOX stainless steel, and the pump casing is made of NORYL PPO polymer, cast iron or INOX steel. The shaft is sealed with a modern carbon-ceramic axial seal.



## FEATURES AND BENEFITS

- Powerful 600W-2000W motor
- Maximum delivery head of up to 55 meters
- Durable, non-corrosive, rust-proof materials
- Fitted with 1.5-meter H07 RN-F 3G 1 mm<sup>2</sup> cable
- Thermal overload protection
- 2-year guarantee

With **INOX** impeller



	JPV 600 INOX	JPV 800	JPV 900	JPV 1300	JPV 1300 B	JPV 1300 INOX
Maximum power input	600W	800W	900W	1300W	1300W	1300W
Voltage / Frequency	230 V / 50 Hz	230 V / 50 Hz	230 V / 50 Hz	230 V / 50 Hz	230 V / 50 Hz	230 V / 50 Hz
Maximum flow rate	3.6 m³/h	3.6 m³/h	3.7 m³/h	5.4 m³/h	5.4 m³/h	5.4 m³/h
Maximum delivery head	38 m	40 m	42 m	47 m	47 m	48 m
Maximum suction head	8 m	8 m	9 m	9 m	9 m	9 m
Intake / discharge port diameter	1"	1"	1"	1"	1"	1"
Total suspended solids	20 g/m³	20 g/m³	20 g/m³	20 g/m³	20 g/m³	20 g/m³
Maximum delivery temperature	35 °C	35 °C	35 °C	35 °C	35 °C	35 °C
Power cable type	H07 RN-F 3G 1 mm <sup>2</sup>	H07 RN-F 3G 1 mm <sup>2</sup>	H07 RN-F 3G 1 mm <sup>2</sup>	H07 RN-F 3G 1 mm <sup>2</sup>	H07 RN-F 3G 1 mm <sup>2</sup>	H07 RN-F 3G 1 mm <sup>2</sup>
Power cable length	1.5 m	1.5 m	1.5 m	1.5 m	1.5 m	1.5 m
Gross weight	7.5 kg	11 kg	13 kg	14 kg	14 kg	12 kg
Package dimensions	360 x 200 x 280 mm	410 x 200 x 280 mm	430 x 210 x 310 mm	430 x 210 x 310 mm	430 x 210 x 310 mm	430 x 235 x 300 mm



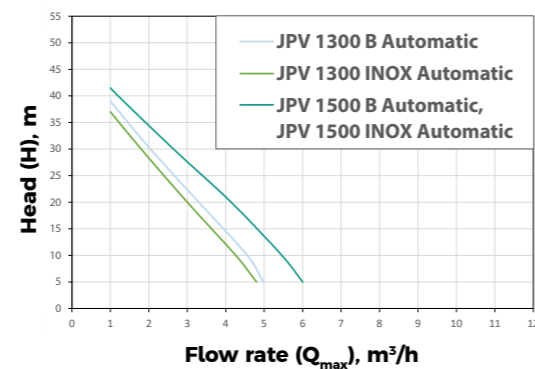
	JPV 1300 MultiJet	JPV 1500	JPV 1500 B	JPV 1500 INOX	JPV 2000 B
Maximum power input	1300W	1500W	1500W	1500W	2000W
Voltage / Frequency	230 V / 50 Hz	230 V / 50 Hz	230 V / 50 Hz	230 V / 50 Hz	230 V / 50 Hz
Maximum flow rate	6 m³/h	6.3 m³/h	6.3 m³/h	6.3 m³/h	10.2 m³/h
Maximum delivery head	53 m	48 m	48 m	48 m	48 m
Maximum suction head	9 m	9 m	9 m	9 m	9 m
Intake / discharge port diameter	1"	1"	1"	1"	1 1/2"
Total suspended solids	20 g/m³	20 g/m³	20 g/m³	20 g/m³	20 g/m³
Maximum delivery temperature	35 °C	35 °C	35 °C	35 °C	35 °C
Power cable type	H07 RN-F 3G 1 mm <sup>2</sup>	H07 RN-F 3G 1 mm <sup>2</sup>	H07 RN-F 3G 1 mm <sup>2</sup>	H07 RN-F 3G 1 mm <sup>2</sup>	H07 RN-F 3G 1 mm <sup>2</sup>
Power cable length	1.5 m	1.5 m	1.5 m	1.5 m	1.5 m
Gross weight	12 kg	15 kg	15 kg	13 kg	24.5 kg
Package dimensions	455 x 235 x 295 mm	450 x 210 x 320 mm	450 x 210 x 320 mm	450 x 230 x 305 mm	590 x 240 x 315 mm

# AUTOMATIC GARDEN PUMPS

## FOR CLEAN WATER

JPV 1300 B Automatic | JPV 1300 INOX Automatic | JPV 1500 B Automatic | JPV 1500 INOX Automatic

Elpumps JPV series automatic garden jet pumps can be used to deliver clean water at high pressure, allowing for convenient and safe irrigation with sprinklers, nozzles and a range of other domestic or gardening applications. Elpumps garden jet pumps are made of durable, corrosion-proof materials and are available with an INOX stainless steel casing, INOX steel impeller and integrated water filter, guaranteeing energy-efficient and quiet operation with high performance and improved reliability. The jet pumps may not be used with saltwater, or aggressive or easily combustible substances, or liquids for human consumption besides water.



### APPLICATION

- Automatic pumping of clean water from wells, tanks or reservoirs
- Delivering clean water to operate high-pressure garden irrigation systems
- Creating pressure in water supply systems for small buildings
- Irrigation in greenhouses, horticulture and small-scale agriculture
- Water supply for livestock farming

### STRUCTURE

The internal structural elements within the jet pumps are composed of high-grade, corrosion-proof and cavitation-resistant NORYL PPO polymer or INOX stainless steel, and the pump casing is made of NORYL PPO polymer, cast iron or INOX steel. The shaft is sealed with a modern carbon-ceramic axial seal.

### FEATURES AND BENEFITS

- Powerful 1300W-1500W motor
- Maximum pressure of up to 4.8 bar
- Automatic START/STOP function
- Dry-running protection
- Thermal overload protection
- 2-year guarantee


With  
**INOX**  
impeller

- Thermal overload protection
- 2-year guarantee

- Powerful 1500W motor
- Maximum pressure of up to 4.8 bar
- Flow rate of up to 6,300 liters/hour

- Automatic START/STOP function
- Electronic pressure and flow sensor
- Dry-running protection
- Special non-return valve

- INOX stainless steel impeller and casing



	JPV 1300 B Automatic	JPV 1300 INOX Automatic	JPV 1500 B Automatic	JPV 1500 INOX Automatic
Maximum power input	1300W	1300W	1500W	1500W
Voltage / Frequency	230 V / 50 Hz	230 V / 50 Hz	230 V / 50 Hz	230 V / 50 Hz
Maximum flow rate	5.4 m <sup>3</sup> /h	5.4 m <sup>3</sup> /h	6.3 m <sup>3</sup> /h	6.3 m <sup>3</sup> /h
Maximum delivery head	47 m	48 m	48 m	48 m
Maximum suction head	9 m	9 m	9 m	9 m
Intake / discharge port diameter	1"	1"	1"	1"
Total suspended solids	20 g/m <sup>3</sup>	20 g/m <sup>3</sup>	20 g/m <sup>3</sup>	20 g/m <sup>3</sup>
Maximum delivery temperature	35 °C	35 °C	35 °C	35 °C
Power cable type	H07 RN-F 3G 1 mm <sup>2</sup>	H07 RN-F 3G 1 mm <sup>2</sup>	H07 RN-F 3G 1 mm <sup>2</sup>	H07 RN-F 3G 1 mm <sup>2</sup>
Power cable length	1.5 m	1.5 m	1.5 m	1.5 m
Gross weight	17 kg	15 kg	18 kg	16 kg
Package dimensions	480 x 250 x 390 mm	480 x 250 x 390 mm	480 x 250 x 390 mm	480 x 250 x 390 mm

# DOMESTIC WATERWORKS, 25 L


- VB 25/800
- VB 25/900
- VB 25/1300
- VB 25/1300 B
- VB 25/1300 INOX
- VB 25/1500
- VB 25/1500 B
- VB 25/1500 INOX

The Elpumps VB/VBP series domestic waterworks offers a complete water supply system with a compact design, delivering clean water from reservoirs or wells to be used in homes or irrigation systems and much more besides. The domestic waterworks are equipped with jet pumps made of durable, corrosion-proof materials, and are available with an INOX stainless steel casing, INOX steel impeller and integrated water filter, guaranteeing energy-efficient and quiet operation with high performance and improved reliability. The robust 800W-1500W motors can deliver up to 6,300 liters of water per hour and generate a continuous water supply with constant pressure. The stainless steel pressure tanks have a capacity of 25 liters and come with an integrated gauge to read the pressure easily. The domestic waterworks may not be used with saltwater, or aggressive or easily combustible substances, or liquids for human consumption besides water.



## APPLICATION

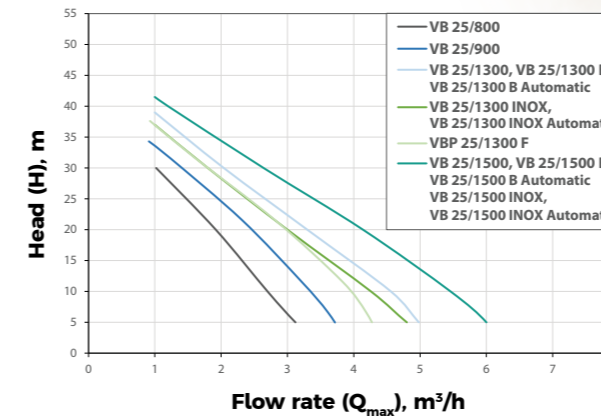
- Automatic pumping of clean water from wells, tanks or reservoirs
- Delivering clean water to operate garden irrigation systems under permanent pressure
- Automatic water supply to houses and gardens requiring constant pressure



	VB 25/800	VB 25/900	VB 25/1300	VB 25/1300 B
Maximum power input	800W	900W	1300W	1300W
Voltage / Frequency	230 V / 50 Hz	230 V / 50 Hz	230 V / 50 Hz	230 V / 50 Hz
Maximum flow rate	3.6 m <sup>3</sup> /h	3.7 m <sup>3</sup> /h	5.4 m <sup>3</sup> /h	5.4 m <sup>3</sup> /h
Maximum delivery head	40 m	42 m	47 m	47 m
Maximum suction head	8 m	9 m	9 m	9 m
Intake / discharge port diameter	1"	1"	1"	1"
Container capacity	25 L	25 L	25 L	25 L
Total suspended solids	20 g/m <sup>3</sup>	20 g/m <sup>3</sup>	20 g/m <sup>3</sup>	20 g/m <sup>3</sup>
Maximum delivery temperature	35 °C	35 °C	35 °C	35 °C
Power cable type	H07 RN-F 3G 1 mm <sup>2</sup>	H07 RN-F 3G 1 mm <sup>2</sup>	H07 RN-F 3G 1 mm <sup>2</sup>	H07 RN-F 3G 1 mm <sup>2</sup>
Power cable length	1.5 m	1.5 m	1.5 m	1.5 m
Gross weight	17 kg	19 kg	20 kg	20 kg
Package dimensions. mm	520 x 280 x 580	520 x 280 x 580	520 x 280 x 580	520 x 280 x 580

## FEATURES AND BENEFITS

- Powerful 800W-1500W motor
- Integrated pressure gauge
- 25L pressure tank capacity
- Available with INOX stainless steel pressure tank
- Automatic operation with integrated pressure switch
- Water drain screw for easy draining of residual water
- Durable, non-corrosive, rust-proof materials
- Fitted with 1.5-meter H07 RN-F 3G 1 mm<sup>2</sup> cable
- Thermal overload protection
- 2-year guarantee



## STRUCTURE

The internal structural elements in the jet pumps within the waterworks are composed of high-grade, corrosion-proof and cavitation-resistant NORYL PPO polymer or INOX stainless steel, and the pump casing is made of NORYL PPO polymer, cast iron or INOX steel. The shaft is sealed with a modern carbon-ceramic axial seal. The high-quality flexible bag in the pressure tank is made of BUTYL rubber.



	VB 25/1300 INOX	VB 25/1500	VB 25/1500 B	VB 25/1500 INOX
Maximum power input	1300W	1500W	1500W	1500W
Voltage / Frequency	230 V / 50 Hz	230 V / 50 Hz	230 V / 50 Hz	230 V / 50 Hz
Maximum flow rate	5.4 m <sup>3</sup> /h	6.3 m <sup>3</sup> /h	6.3 m <sup>3</sup> /h	6.3 m <sup>3</sup> /h
Maximum delivery head	48 m	48 m	48 m	48 m
Maximum suction head	9 m	9 m	9 m	9 m
Intake / discharge port diameter	1"	1"	1"	1"
Container capacity	25 L	25 L	25 L	25 L
Total suspended solids	20 g/m <sup>3</sup>	20 g/m <sup>3</sup>	20 g/m <sup>3</sup>	20 g/m <sup>3</sup>
Maximum delivery temperature	35 °C	35 °C	35 °C	35 °C
Power cable type	H07 RN-F 3G 1 mm <sup>2</sup>	H07 RN-F 3G 1 mm <sup>2</sup>	H07 RN-F 3G 1 mm <sup>2</sup>	H07 RN-F 3G 1 mm <sup>2</sup>
Power cable length	1.5 m	1.5 m	1.5 m	1.5 m
Gross weight	15 kg	21 kg	21 kg	17 kg
Package dimensions. mm	520 x 300 x 650	520 x 280 x 580	520 x 280 x 580	520 x 300 x 650

# AUTOMATIC DOMESTIC WATERWORKS, 25 L

- VB 25/1300 B Automatic
- VB 25/1300 INOX Automatic
- VB 25/1500 B Automatic
- VB 25/1500 INOX Automatic

The Elpumps VB series automatic domestic waterworks offers a complete water supply system with a compact design, delivering clean water from reservoirs or wells to be used in homes or irrigation systems and much more besides. The domestic waterworks are equipped with jet pumps made of durable, corrosion-proof materials, and are available with an INOX stainless steel casing, INOX steel impeller and integrated water filter, guaranteeing energy-efficient and quiet operation with high performance and improved reliability. The robust 1300W-1500W motors can deliver up to 6,300 liters of water per hour and generate a continuous water supply with constant pressure. The stainless steel pressure tanks have a capacity of 25 liters and come with an integrated gauge to read the pressure easily. The domestic waterworks may not be used with saltwater, or aggressive or easily combustible substances, or liquids for human consumption besides water.

## APPLICATION

- Automatic pumping of clean water from wells, tanks or reservoirs
- Delivering clean water to operate garden irrigation systems under permanent pressure
- Automatic water supply to houses and gardens requiring constant pressure




	VB 25/1300 B Automatic	VB 25/1300 INOX Automatic	VB 25/1500 B Automatic	VB 25/1500 INOX Automatic
Maximum power input	1300W	1300W	1500W	1500W
Voltage / Frequency	230 V / 50 Hz	230 V / 50 Hz	230 V / 50 Hz	230 V / 50 Hz
Maximum flow rate	5.4 m <sup>3</sup> /h	5.4 m <sup>3</sup> /h	6.3 m <sup>3</sup> /h	6.3 m <sup>3</sup> /h
Maximum delivery head	47 m	48 m	48 m	48 m
Maximum suction head	9 m	9 m	9 m	9 m
Intake / discharge port diameter	1"	1"	1"	1"
Container capacity	25 L	25 L	25 L	25 L
Total suspended solids	20 g/m <sup>3</sup>	20 g/m <sup>3</sup>	20 g/m <sup>3</sup>	20 g/m <sup>3</sup>
Maximum delivery temperature	35 °C	35 °C	35 °C	35 °C
Power cable type	H07 RN-F 3G 1 mm <sup>2</sup>	H07 RN-F 3G 1 mm <sup>2</sup>	H07 RN-F 3G 1 mm <sup>2</sup>	H07 RN-F 3G 1 mm <sup>2</sup>
Power cable length	1.5 m	1.5 m	1.5 m	1.5 m
Gross weight	20 kg	15 kg	21 kg	20 kg
Package dimensions. mm	520 x 310 x 650 mm	520 x 310 x 650 mm	520 x 310 x 650 mm	520 x 310 x 650 mm



- Automatic START/STOP function
- Electronic pressure switch
- Digital pressure gauge
- Dry-running protection
- Overcurrent protection
- Inner non-return valve
- Automatic Reset Test
- Adjustable turn-on/turn off pressure
- Control panel with 3-digit display
- LED indicator lights

- Thermal overload protection
- 2-year guarantee

- Powerful 1500W motor
- Maximum pressure of up to 4.8 bar
- Flow rate of up to 6,300 liters/hour



INOX stainless steel impeller and casing

25L INOX stainless steel pressure tank

# DOMESTIC WATERWORKS, 50 L

- VB 50/1300
- VB 50/1300 B
- VB 50/1300 INOX
- VB 50/1500
- VB 50/1500 B
- VB 50/1500 INOX

The Elpumps VB/VBP series domestic waterworks offers a complete water supply system with a compact design, delivering clean water from reservoirs or wells to be used in homes or irrigation systems and much more besides. The domestic waterworks are equipped with jet pumps made of durable, corrosion-proof materials, and are available with an INOX stainless steel casing, INOX steel impeller and integrated water filter, guaranteeing energy-efficient and quiet operation with high performance and improved reliability. The robust 1300W-1500W motors can deliver up to 6,300 liters of water per hour and generate a continuous water supply with constant pressure. The stainless steel pressure tanks have a capacity of 50 liters and come with an integrated gauge to read the pressure easily. The domestic waterworks may not be used with saltwater, or aggressive or easily combustible substances, or liquids for human consumption besides water.



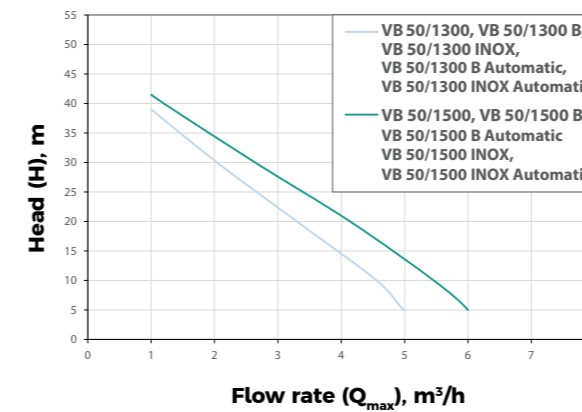
## APPLICATION

- Automatic pumping of clean water from wells, tanks or reservoirs
- Delivering clean water to operate garden irrigation systems under permanent pressure
- Automatic water supply to houses and gardens requiring constant pressure



## FEATURES AND BENEFITS

- Powerful 1300W-1500W motor
- Integrated pressure gauge
- 50L pressure tank capacity
- Available with INOX stainless steel pressure tank
- Automatic operation with integrated pressure switch
- Water drain screw for easy draining of residual water
- Durable, non-corrosive, rust-proof materials
- Fitted with 1.5-meter H07 RN-F 3G 1 mm<sup>2</sup> cable
- Thermal overload protection
- 2-year guarantee



## STRUCTURE

The internal structural elements in the jet pumps within the waterworks are composed of high-grade, corrosion-proof and cavitation-resistant NORYL PPO polymer or INOX stainless steel, and the pump casing is made of NORYL PPO polymer, cast iron or INOX steel. The shaft is sealed with a modern carbon-ceramic axial seal. The high-quality flexible bag in the pressure tank is made of BUTYL rubber.



	VB 50/1300	VB 50/1300 B	VB 50/1300 INOX
Maximum power input	1300W	1300W	1300W
Voltage / Frequency	230 V / 50 Hz	230 V / 50 Hz	230 V / 50 Hz
Maximum flow rate	5.4 m <sup>3</sup> /h	5.4 m <sup>3</sup> /h	5.4 m <sup>3</sup> /h
Maximum delivery head	47 m	47 m	48 m
Maximum suction head	9 m	9 m	9 m
Intake / discharge port diameter	1"	1"	1"
Container capacity	50 L	50 L	50 L
Total suspended solids	20 g/m <sup>3</sup>	20 g/m <sup>3</sup>	20 g/m <sup>3</sup>
Maximum delivery temperature	35 °C	35 °C	35 °C
Power cable type	H07 RN-F 3G 1 mm <sup>2</sup>	H07 RN-F 3G 1 mm <sup>2</sup>	H07 RN-F 3G 1 mm <sup>2</sup>
Power cable length	1.5 m	1.5 m	1.5 m
Gross weight	22.5 kg	22.5 kg	23 kg
Package dimensions. mm	600 x 365 x 660	600 x 365 x 660	600 x 385 x 735

	VB 50/1500	VB 50/1500 B	VB 50/1500 INOX
Maximum power input	1500W	1500W	1500W
Voltage / Frequency	230 V / 50 Hz	230 V / 50 Hz	230 V / 50 Hz
Maximum flow rate	6.3 m <sup>3</sup> /h	6.3 m <sup>3</sup> /h	6.3 m <sup>3</sup> /h
Maximum delivery head	48 m	48 m	48 m
Maximum suction head	9 m	9 m	9 m
Intake / discharge port diameter	1"	1"	1"
Container capacity	50 L	50 L	50 L
Total suspended solids	20 g/m <sup>3</sup>	20 g/m <sup>3</sup>	20 g/m <sup>3</sup>
Maximum delivery temperature	35 °C	35 °C	35 °C
Power cable type	H07 RN-F 3G 1 mm <sup>2</sup>	H07 RN-F 3G 1 mm <sup>2</sup>	H07 RN-F 3G 1 mm <sup>2</sup>
Power cable length	1.5 m	1.5 m	1.5 m
Gross weight	24 kg	24 kg	26 kg
Package dimensions. mm	600 x 365 x 660	600 x 365 x 660	600 x 385 x 735

# AUTOMATIC DOMESTIC WATERWORKS, 50 L

- VB 50/1300 B Automatic
- VB 50/1300 INOX Automatic
- VB 50/1500 B Automatic
- VB 50/1500 INOX Automatic

The Elpumps VB series automatic domestic waterworks offers a complete water supply system with a compact design, delivering clean water from reservoirs or wells to be used in homes or irrigation systems and much more besides. The domestic waterworks are equipped with jet pumps made of durable, corrosion-proof materials, and are available with an INOX stainless steel casing, INOX steel impeller and integrated water filter, guaranteeing energy-efficient and quiet operation with high performance and improved reliability. The robust 1300W-1500W motors can deliver up to 6,300 liters of water per hour and generate a continuous water supply with constant pressure. The stainless steel pressure tanks have a capacity of 50 liters and come with an integrated gauge to read the pressure easily. The domestic waterworks may not be used with saltwater, or aggressive or easily combustible substances, or liquids for human consumption besides water.

## APPLICATION

- Automatic pumping of clean water from wells, tanks or reservoirs
- Delivering clean water to operate garden irrigation systems under permanent pressure
- Automatic water supply to houses and gardens requiring constant pressure



	VB 50/1300 B Automatic	VB 50/1300 INOX Automatic	VB 50/1500 B Automatic	VB 50/1500 INOX Automatic
Maximum power input	1300W	1300W	1500W	1300W
Voltage / Frequency	230 V / 50 Hz	230 V / 50 Hz	230 V / 50 Hz	230 V / 50 Hz
Maximum flow rate	5.4 m <sup>3</sup> /h	5.4 m <sup>3</sup> /h	6.3 m <sup>3</sup> /h	6.3 m <sup>3</sup> /h
Maximum delivery head	47 m	47 m	48 m	48 m
Maximum suction head	9 m	9 m	9 m	9 m
Intake / discharge port diameter	1"	1"	1"	1"
Container capacity	50 L	50 L	50 L	50 L
Total suspended solids	20 g/m <sup>3</sup>	20 g/m <sup>3</sup>	20 g/m <sup>3</sup>	20 g/m <sup>3</sup>
Maximum delivery temperature	35 °C	35 °C	35 °C	35 °C
Power cable type	H07 RN-F 3G 1 mm <sup>2</sup>	H07 RN-F 3G 1 mm <sup>2</sup>	H07 RN-F 3G 1 mm <sup>2</sup>	H07 RN-F 3G 1 mm <sup>2</sup>
Power cable length	1.5 m	1.5 m	1.5 m	1.5 m
Gross weight	22.5 kg	22.5 kg	24 kg	22.5 kg
Package dimensions. mm	600 x 385 x 730 mm	600 x 385 x 730 mm	600 x 385 x 730 mm	600 x 385 x 730 mm



- Automatic START/STOP function
- Electronic pressure switch
- Digital pressure gauge
- Dry-running protection
- Overcurrent protection
- Inner non-return valve
- Automatic Reset Test
- Adjustable turn-on/turn off pressure
- Control panel with 3-digit display
- LED indicator lights

- Thermal overload protection
- 2-year guarantee

- Powerful 1500W motor
- Maximum pressure of up to 4.8 bar
- Flow rate of up to 6,300 liters/hour



• INOX stainless steel impeller and casing

• 50L INOX stainless steel pressure tank



# ACCESSORIES

## PUMP PRE-FILTER 1L



- Protects the pump from sand and other obstacles
- Filter with high-quality filter membrane
- Easy installation and maintenance
- 1" intake / discharge port diameter
- Recommended for all Elpumps JPV 600-1500 / VB pumps
- Must be installed before the intake port

## DSK 10 PRESSURE SWITCH AND DRY-RUNNING PROTECTION



- Protects the pump against dry-running
- Turns the pump on / off depending on water usage
- Operational pressure between 1.5 bar - 10.0 bar
- Integrated pressure gauge
- Recommended for all Elpumps JPV 600-1500 garden pumps
- Must be installed after the discharge port

## PRESSURE TANK 80 L



- 80L pressure tank capacity
- 1" intake / discharge port diameter
- Integrated pressure gauge

## PRESSURE TANK 25 L



- 25L pressure tank capacity
- 1" intake / discharge port diameter
- Compatible with all Elpumps JPV/JPP/ VB/VBP pumps

## PRESSURE TANK 50 L



- 50L pressure tank capacity
- 1" intake / discharge port diameter
- Compatible with all Elpumps JPV/JPP/ VB/VBP pumps

## INOX PRESSURE TANK 25 L



- 25L pressure tank capacity
- 1" intake / discharge port diameter
- Compatible with all Elpumps JPV/JPP/ VB/VBP pumps
- Made of INOX stainless steel

## INOX PRESSURE TANK 50 L



- 50L pressure tank capacity
- 1" intake / discharge port diameter
- Compatible with all Elpumps JPV/JPP/ VB/VBP pumps
- Made of INOX stainless steel

# TABLE OF CONTENTS

## CLEAN WATER PUMPS

CT 3274 W	600W, 10 m <sup>3</sup> /h, 10 m	5999881825015
CT 4274 W	800W, 15 m <sup>3</sup> /h, 12 m	5999881825039
CT 3674	600W, 10.8 m <sup>3</sup> /h, 8 m	5999881825664

## SUMP PUMPS

CT 2274 S	450W, 9 m <sup>3</sup> /h, 6 m	5999881825206
CT 3274 S	650W, 14 m <sup>3</sup> /h, 8 m	5999881825473
CT 3274 VF	650W, 14 m <sup>3</sup> /h, 8 m	5999881825008
CT 4274 S	850W, 16 m <sup>3</sup> /h, 10 m	5999881825480
CT 4274 VF	850W, 16 m <sup>3</sup> /h, 10 m	5999881825022

## DIRTY WATER PUMPS

NEPTUN	800W, 15 m <sup>3</sup> /h, 9 m	5999881825336
NEPTUN INOX	800W, 15 m <sup>3</sup> /h, 9 m	5999881825152
BTSZ 400	1200W, 24 m <sup>3</sup> /h, 10 m	5999881825145
BTSZ 400 VERTICAL	1200W, 25 m <sup>3</sup> /h, 11 m	5999881825862
BTSZ 600 VERTICAL	1800W, 36 m <sup>3</sup> /h, 12 m	5999881825787

## SEWAGE PUMPS

BT 4877 K	900W, 20 m <sup>3</sup> /h, 10 m	5999881825046
BT 4877 K INOX	900W, 20 m <sup>3</sup> /h, 10 m	5999881825312
BT 4877 K VERTICAL	900W, 24 m <sup>3</sup> /h, 10 m	5999881825077
BT 6877 K	1600W, 26 m <sup>3</sup> /h, 18 m	5999881825121
BT 6877 K INOX	1600W, 26 m <sup>3</sup> /h, 18 m	5999881825329
BT 6877 K VERTICAL	1800W, 28 m <sup>3</sup> /h, 18 m	5999881825176

## HIGH-PRESSURE SUBMERSIBLE PUMPS

Multi Drain 5600/34	900W, 5.6 m <sup>3</sup> /h, 34 m	5999881825848
Multi Drain 5600/54	1200W, 5.6 m <sup>3</sup> /h, 54 m	5999881825855

## DEEP WELL PUMPS

BP 1/4 ProLine	1300W, 3 m <sup>3</sup> /h, 55 m	5999881825916
BP 3/3 ProLine	1100W, 2.5 m <sup>3</sup> /h, 57 m	5999881825923
BP 10/4 ProLine	1100W, 5.2 m <sup>3</sup> /h, 65 m	5999881825930
BP 14/4 ProLine	1400W, 5.2 m <sup>3</sup> /h, 90 m	5999881825947
BP 18/3 ProLine	1000W, 3.3 m <sup>3</sup> /h, 60 m	5999881825961
BP 19/4 ProLine	1600W, 6 m <sup>3</sup> /h, 120 m	5999881825954

## CENTRIFUGAL PUMPS

PP 60	550W, 2.3 m <sup>3</sup> /h, 40 m	5999881825893
PP 80	900W, 3.0 m <sup>3</sup> /h, 55 m	5999881825909

## GARDEN PUMPS

JPV 600 INOX	600W, 3.6 m <sup>3</sup> /h, 38 m	5999881825992
JPV 800	800W, 3.6 m <sup>3</sup> /h, 40 m	5999881825824
JPV 900	900W, 3.7 m <sup>3</sup> /h, 42 m	5999881825084
JPV 1300	1300W, 5.4 m <sup>3</sup> /h, 47 m	5999881825091
JPV 1300 B	1300W, 5.4 m <sup>3</sup> /h, 47 m	5999881825343
JPV 1300 INOX	1300W, 5.4 m <sup>3</sup> /h, 48 m	5999881825268
JPV 1300 MULTIJET	1300W, 6 m <sup>3</sup> /h, 53 m	5999881825435
JPV 1500	1500W, 6.3 m <sup>3</sup> /h, 48 m	5999881825169
JPV 1500 B	1500W, 6.3 m <sup>3</sup> /h, 48 m	5999881825350
JPV 1500 INOX	1500W, 6.3 m <sup>3</sup> /h, 48 m	5999881825572
JPV 2000 B	2000W, 10.2 m <sup>3</sup> /h, 48 m	5999881825794

## AUTOMATIC GARDEN PUMPS

JPV 1300 B Automatic	1300W, 5.4 m <sup>3</sup> /h, 47 m	5999881825558
JPV 1300 INOX Automatic	1300W, 5.4 m <sup>3</sup> /h, 48 m	5999881825138
JPV 1500 B Automatic	1500W, 6.3 m <sup>3</sup> /h, 48 m	5999881825565
JPV 1500 INOX Automatic	1500W, 6.3 m <sup>3</sup> /h, 48 m	5999881825589

## DOMESTIC WATERWORKS, 25 L

VB 25/800	800W, 3.6 m <sup>3</sup> /h, 40 m	5999881825831
VB 25/900	900W, 3.7 m <sup>3</sup> /h, 42 m	5999881825107
VB 25/1300	1300W, 5.4 m <sup>3</sup> /h, 47 m	5999881825114
VB 25/1300 B	1300W, 5.4 m <sup>3</sup> /h, 47 m	5999881825398
VB 25/1300 INOX	1300W, 5.4 m <sup>3</sup> /h, 48 m	5999881825596
VB 25/1500	1500W, 6.3 m <sup>3</sup> /h, 48 m	5999881825404
VB 25/1500 B	1500W, 6.3 m <sup>3</sup> /h, 48 m	5999881825411
VB 25/1500 INOX	1500W, 6.3 m <sup>3</sup> /h, 48 m	5999881825978

## AUTOMATIC DOMESTIC WATERWORKS, 25 L

VB 25/1300 B Automatic	1300W, 5.4 m <sup>3</sup> /h, 47 m	5999881825619
VB 25/1300 INOX Automatic	1300W, 5.4 m <sup>3</sup> /h, 48 m	5999881825367
VB 25/1500 B Automatic	1500W, 6.3 m <sup>3</sup> /h, 48 m	5999881825541
VB 25/1500 INOX Automatic	1500W, 6.3 m <sup>3</sup> /h, 48 m	5999881825183

## DOMESTIC WATERWORKS, 50 L

VB 50/1300	1300W, 5.4 m <sup>3</sup> /h, 47 m	5999881825640
VB 50/1300 B	1300W, 5.4 m <sup>3</sup> /h, 47 m	5999881825756
VB 50/1300 INOX	1300W, 5.4 m <sup>3</sup> /h, 48 m	5999881825381
VB 50/1500	1500W, 6.3 m <sup>3</sup> /h, 48 m	5999881825657
VB 50/1500 B	1500W, 6.3 m <sup>3</sup> /h, 48 m	5999881825763
VB 50/1500 INOX	1500W, 6.3 m <sup>3</sup> /h, 48 m	5999881825985

## AUTOMATIC DOMESTIC WATERWORKS, 50 L

VB 50/1300 B Automatic	1300W, 5.4 m <sup>3</sup> /h, 47 m	5999881825190
VB 50/1300 INOX Automatic	1300W, 5.4 m <sup>3</sup> /h, 48 m	5999881825244
VB 50/1500 B Automatic	1500W, 6.3 m <sup>3</sup> /h, 48 m	5999881825220
VB 50/1500 INOX Automatic	1500W, 6.3 m <sup>3</sup> /h, 48 m	5999881825602

## ACCESSORIES

1L Filter	5999881825282
DSK-10	5999881825299
Pressure tank 25 L	5999881825671
INOX Pressure tank 25 L	5999881825886
Pressure tank 50 L	5999881825688
INOX Pressure tank 50 L	5999881825817
Pressure tank 80 L	5999881825800

Elpumps Kft.

Phone +36 44 510 530

Email laszlo.aranyosi@elpumps.hu

Website www.elpumps.com

